




Handling System for Dishwasher Conveyor, long rollers with end plate

ITEM # _____
MODEL # _____
NAME # _____
SIS # _____
AIA # _____



865196 - 863039 - 863040 - 863041 - 863042 - 865197 -
863043 - 863044 - 863045 - 863046 - 865198 - 863047 -
863048 - 863049 - 863050 - 863051

Short Form Specification

Item No. _____

Constructed in 304 AISI stainless steel. Basin with sloping bottom and drain.

Long plastic rollers. Square 40x40mm square legs with height-adjustable feet.

Designed for 500x500mm dishwashing baskets.

Knock-down delivery.

Integrated end plate.

Main Features

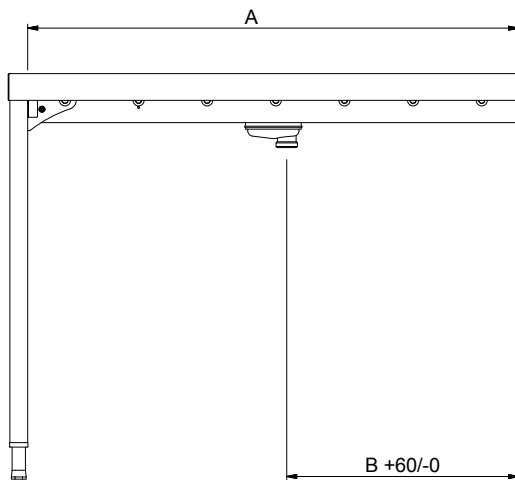
- Suitable to install either a single unit with dishwasher or combined with other tables.
- The table can be used on loading and/or unloading sides as the first or the last table in the working flow.
- Manual rack movement with long rollers.
- The table is suitable for both rack type and hood type dishwasher. Rack type dishwasher can be connected directly to the table, while there are optional accessories to adapt the table with hood type dishwasher.
- Long roller conveyor is available from 1100 up to 2600mm with 100mm-step length.
- Conveyors supplied as knockdown and easy to assemble.
- "Key holes" and "snap on" system reduces the number of screws needed for fast and easy installation.
- Drain can be turned 360°.
- Improved end limit switch for easier cleaning and higher reliability.
- Designed to transport 500x500 mm dishwashing baskets.

Construction

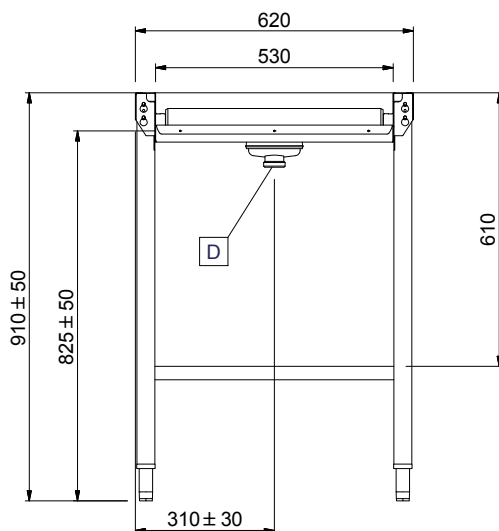
- Stainless steel feet 50 mm adjustable in height to align the operation height between the dishwasher and table.
- Conveyors optionally equipped with end-limit switch, guides for racks, and undershelves.
- Thick welded flanges for sturdy connection between the units.
- Self-bearing undershelf eliminates the need for additional frames.
- AISI 304 1,2mm stainless steel basin.
- 40x40mm stainless steel tubular and square legs.
- Sloping bottom of the table grants a smooth and rapid drainage.
- All surfaces smooth with polished finish.
- Plastic rollers easy to remove for cleaning.

APPROVAL: _____

Front

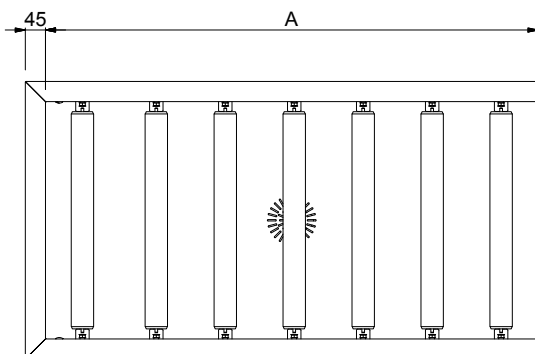


Side



D = Drain

Top



Key Information:

External dimensions, Width:

| | |
|--------------------|---------|
| 865196 (HSLRCEP11) | 1145 mm |
| 863039 (HSLRCEP12) | 1245 mm |
| 863040 (HSLRCEP13) | 1345 mm |
| 863041 (HSLRCEP14) | 1445 mm |
| 863042 (HSLRCEP15) | 1545 mm |
| 865197 (HSLRCEP16) | 1645 mm |
| 863043 (HSLRCEP17) | 1745 mm |
| 863044 (HSLRCEP18) | 1845 mm |
| 863045 (HSLRCEP19) | 1945 mm |
| 863046 (HSLRCEP20) | 2045 mm |
| 865198 (HSLRCEP21) | 2145 mm |
| 863047 (HSLRCEP22) | 2245 mm |
| 863048 (HSLRCEP23) | 2345 mm |
| 863049 (HSLRCEP24) | 2445 mm |
| 863050 (HSLRCEP25) | 2545 mm |
| 863051 (HSLRCEP26) | 2645 mm |

External dimensions, Depth:

620 mm

External dimensions, Height:

910 mm

Net weight:

| | |
|--------------------|----------|
| 865196 (HSLRCEP11) | 18 kg |
| 863039 (HSLRCEP12) | 18.95 kg |
| 863040 (HSLRCEP13) | 19.9 kg |
| 863041 (HSLRCEP14) | 21.18 kg |
| 863042 (HSLRCEP15) | 22.46 kg |
| 865197 (HSLRCEP16) | 23 kg |
| 863043 (HSLRCEP17) | 24.69 kg |
| 863044 (HSLRCEP18) | 25.64 kg |
| 863045 (HSLRCEP19) | 26.92 kg |
| 863046 (HSLRCEP20) | 28.2 kg |
| 865198 (HSLRCEP21) | 29 kg |
| 863047 (HSLRCEP22) | 30.43 kg |
| 863048 (HSLRCEP23) | 31.38 kg |
| 863049 (HSLRCEP24) | 32.66 kg |
| 863050 (HSLRCEP25) | 33.94 kg |
| 863051 (HSLRCEP26) | 34.89 kg |

Height adjustment:

50/50 mm

Basin material:

Stainless Steel AISI 304 - EN 1.4301

Type of rollers:

Long



Electrolux
PROFESSIONAL

Handling System for Dishwasher Conveyor, long rollers with end plate

Optional Accessories

| | 865196 | 863039 | 863040 | 863041 | 863042 | 865197 | 863043 | 863044 | 863045 | 863046 | 865198 | 863047 | 863048 | 863049 | 863050 | 863051 |
|--|--------|--------|--------|--------|--------|--------|--------|--------|--------|--------|--------|--------|--------|--------|--------|--------|
| 863077 - Plain undershelf for roller conveyor, 1200 mm | | ✓ | ✓ | ✓ | ✓ | ✓ | ✓ | ✓ | ✓ | ✓ | ✓ | ✓ | ✓ | ✓ | ✓ | ✓ |
| 863078 - Plain undershelf for roller conveyor, 1300 mm | | | ✓ | ✓ | ✓ | ✓ | ✓ | ✓ | ✓ | ✓ | ✓ | ✓ | ✓ | ✓ | ✓ | ✓ |
| 863079 - Plain undershelf for roller conveyor, 1400 mm | | | | ✓ | ✓ | ✓ | ✓ | ✓ | ✓ | ✓ | ✓ | ✓ | ✓ | ✓ | ✓ | ✓ |
| 863080 - Plain undershelf for roller conveyor, 1500 mm | | | | | ✓ | ✓ | ✓ | ✓ | ✓ | ✓ | ✓ | ✓ | ✓ | ✓ | ✓ | ✓ |
| 863081 - Plain undershelf for roller conveyor, 1700 mm | | | | | | | ✓ | ✓ | ✓ | ✓ | ✓ | ✓ | ✓ | ✓ | ✓ | ✓ |
| 863082 - Plain undershelf for roller conveyor, 1800 mm | | | | | | | | ✓ | ✓ | ✓ | ✓ | ✓ | ✓ | ✓ | ✓ | ✓ |
| 863083 - Plain undershelf for roller conveyor, 1900 mm | | | | | | | | | ✓ | ✓ | ✓ | ✓ | ✓ | ✓ | ✓ | ✓ |
| 863084 - Plain undershelf for roller conveyor, 2000 mm | | | | | | | | | | ✓ | ✓ | ✓ | ✓ | ✓ | ✓ | ✓ |
| 863085 - Plain undershelf for roller conveyor, 2200 mm | | | | | | | | | | | | ✓ | ✓ | ✓ | ✓ | ✓ |
| 863086 - Plain undershelf for roller conveyor, 2300 mm | | | | | | | | | | | | | ✓ | ✓ | ✓ | ✓ |
| 863087 - Plain undershelf for roller conveyor, 2400 mm | | | | | | | | | | | | | | ✓ | ✓ | ✓ |
| 863088 - Plain undershelf for roller conveyor, 2500 mm | | | | | | | | | | | | | | | ✓ | ✓ |
| 863089 - Plain undershelf for roller conveyor, 2600 mm | | | | | | | | | | | | | | | | ✓ |
| 863103 - Grid undershelf, 1200 mm | | ✓ | ✓ | ✓ | ✓ | ✓ | ✓ | ✓ | ✓ | ✓ | ✓ | ✓ | ✓ | ✓ | ✓ | ✓ |
| 863104 - Grid undershelf, 1300 mm | | | ✓ | ✓ | ✓ | ✓ | ✓ | ✓ | ✓ | ✓ | ✓ | ✓ | ✓ | ✓ | ✓ | ✓ |
| 863105 - Grid undershelf, 1400 mm | | | | ✓ | ✓ | ✓ | ✓ | ✓ | ✓ | ✓ | ✓ | ✓ | ✓ | ✓ | ✓ | ✓ |
| 863106 - Grid undershelf, 1500 mm | | | | | ✓ | ✓ | ✓ | ✓ | ✓ | ✓ | ✓ | ✓ | ✓ | ✓ | ✓ | ✓ |
| 863107 - Grid undershelf, 1700 mm | | | | | | | ✓ | ✓ | ✓ | ✓ | ✓ | ✓ | ✓ | ✓ | ✓ | ✓ |
| 863108 - Grid undershelf, 1800 mm | | | | | | | | ✓ | ✓ | ✓ | ✓ | ✓ | ✓ | ✓ | ✓ | ✓ |
| 863109 - Grid undershelf, 1900 mm | | | | | | | | | ✓ | ✓ | ✓ | ✓ | ✓ | ✓ | ✓ | ✓ |
| 863110 - Grid undershelf, 2000 mm | | | | | | | | | | ✓ | ✓ | ✓ | ✓ | ✓ | ✓ | ✓ |
| 863111 - Grid undershelf, 2200 mm | | | | | | | | | | | | ✓ | ✓ | ✓ | ✓ | ✓ |
| 863112 - Grid undershelf, 2300 mm | | | | | | | | | | | | | ✓ | ✓ | ✓ | ✓ |
| 863113 - Grid undershelf, 2400 mm | | | | | | | | | | | | | | ✓ | ✓ | ✓ |
| 863114 - Grid undershelf, 2500 mm | | | | | | | | | | | | | | | ✓ | ✓ |
| 863115 - Grid undershelf, 2600 mm | | | | | | | | | | | | | | | | ✓ |
| 865162 - Emergency stop kit for Rack Type Dishwasher (not for Basic handling system) | ✓ | ✓ | ✓ | ✓ | ✓ | ✓ | ✓ | ✓ | ✓ | ✓ | ✓ | ✓ | ✓ | ✓ | ✓ | ✓ |
| 865163 - Connection plate (short) for left side to connect handling system to hood type | ✓ | ✓ | ✓ | ✓ | ✓ | ✓ | ✓ | ✓ | ✓ | ✓ | ✓ | ✓ | ✓ | ✓ | ✓ | ✓ |
| 865164 - Connection plate (long) for front and right side to connect handling system to hood type | ✓ | ✓ | ✓ | ✓ | ✓ | ✓ | ✓ | ✓ | ✓ | ✓ | ✓ | ✓ | ✓ | ✓ | ✓ | ✓ |
| 865219 - Plain undershelf for roller conveyor, 600 mm | ✓ | ✓ | ✓ | ✓ | ✓ | ✓ | ✓ | ✓ | ✓ | ✓ | ✓ | ✓ | ✓ | ✓ | ✓ | ✓ |
| 865220 - Plain undershelf for roller conveyor, 1100 mm | ✓ | ✓ | ✓ | ✓ | ✓ | ✓ | ✓ | ✓ | ✓ | ✓ | ✓ | ✓ | ✓ | ✓ | ✓ | ✓ |
| 865221 - Plain undershelf for roller conveyor, 1600 mm | | | | | | ✓ | ✓ | ✓ | ✓ | ✓ | ✓ | ✓ | ✓ | ✓ | ✓ | ✓ |
| 865222 - Plain undershelf for roller conveyor, 2100 mm | | | | | | | | | | | ✓ | ✓ | ✓ | ✓ | ✓ | ✓ |
| 865223 - Guide rack for 4 dishwasher baskets, 1100 mm - 1500 mm | ✓ | ✓ | ✓ | ✓ | ✓ | ✓ | ✓ | ✓ | ✓ | ✓ | ✓ | ✓ | ✓ | ✓ | ✓ | ✓ |
| 865224 - Guide rack for 8 dishwasher baskets, 1600 mm - 2000 mm | | | | | | ✓ | ✓ | ✓ | ✓ | ✓ | ✓ | ✓ | ✓ | ✓ | ✓ | ✓ |
| 865225 - Guide rack for 12 dishwasher baskets, 2100 mm - 2500 mm | | | | | | | | | | | ✓ | ✓ | ✓ | ✓ | ✓ | ✓ |
| 865226 - Guide rack for 16 dishwasher baskets, 2600 mm | | | | | | | | | | | | | | | | ✓ |
| 865234 - Connection bracket for plain undershelf and grid undershelf (to be used if roller conveyor is connected directly to Rack Type Dishwasher) | ✓ | ✓ | ✓ | ✓ | ✓ | ✓ | ✓ | ✓ | ✓ | ✓ | ✓ | ✓ | ✓ | ✓ | ✓ | ✓ |
| 865235 - Connection bracket for plain undershelf and grid undershelf (to be used if roller conveyor is connected directly to Rack Type Dishwasher with splash hood) | ✓ | ✓ | ✓ | ✓ | ✓ | ✓ | ✓ | ✓ | ✓ | ✓ | ✓ | ✓ | ✓ | ✓ | ✓ | ✓ |
| 865236 - Grid undershelf, 600 mm | ✓ | ✓ | ✓ | ✓ | ✓ | ✓ | ✓ | ✓ | ✓ | ✓ | ✓ | ✓ | ✓ | ✓ | ✓ | ✓ |
| 865237 - Grid undershelf, 1100 mm | ✓ | ✓ | ✓ | ✓ | ✓ | ✓ | ✓ | ✓ | ✓ | ✓ | ✓ | ✓ | ✓ | ✓ | ✓ | ✓ |
| 865238 - Grid undershelf, 1600 mm | | | | | | ✓ | ✓ | ✓ | ✓ | ✓ | ✓ | ✓ | ✓ | ✓ | ✓ | ✓ |
| 865239 - Grid undershelf, 2100 mm | | | | | | | | | | | ✓ | ✓ | ✓ | ✓ | ✓ | ✓ |
| 865253 - Inclined extension table for roller conveyor | ✓ | ✓ | ✓ | ✓ | ✓ | ✓ | ✓ | ✓ | ✓ | ✓ | ✓ | ✓ | ✓ | ✓ | ✓ | ✓ |
| 865256 - End limit switch for long roller conveyor (kit with two short rollers and end switch) | ✓ | ✓ | ✓ | ✓ | ✓ | ✓ | ✓ | ✓ | ✓ | ✓ | ✓ | ✓ | ✓ | ✓ | ✓ | ✓ |
| 865452 - Plain undershelf for roller conveyor, 800 mm | ✓ | ✓ | ✓ | ✓ | ✓ | ✓ | ✓ | ✓ | ✓ | ✓ | ✓ | ✓ | ✓ | ✓ | ✓ | ✓ |
| 865453 - Grid undershelf, 800 mm | ✓ | ✓ | ✓ | ✓ | ✓ | ✓ | ✓ | ✓ | ✓ | ✓ | ✓ | ✓ | ✓ | ✓ | ✓ | ✓ |

Handling System for Dishwasher
Conveyor, long rollers with end plate

The company reserves the right to make modifications to the products without prior notice. All information correct at time of printing.

2025.07.01

